

Results List

Rank	Bib No.	Name	Ctry.	Club	Category	Rk	Time	Penalty Seconds	Total Time	Behind	Q
1	108	LOWTHER Steven	AUS		MC1OPN	1	97.10	0	97.10	0.00	Q
2	102	WATKINS Daniel	AUS	OG	MC1OPN	2	93.18	4	97.18	+0.08	Q
3	106	CARTER Tristan	AUS	OG	MC1U23	1	97.71	0	97.71	+0.61	Q
4	113	HODSON Ethan	AUS		MC1OPN	3	95.79	2	97.79	+0.69	Q
5	104	LOKKEN Zachary	USA		MC1OPN	4	96.98	2	98.98	+1.88	Q
6	115	EGAN Jack	NZL	OG	MC1U23	2	98.64	2	100.64	+3.54	Q
7	110	BASSETT Kaylen	AUS		MC1U23	3	98.13	4	102.13	+5.03	Q
8	101	BORROWS Ian	AUS	OG	MC1OPN	5	100.40	2	102.40	+5.30	Q
9	109	GIBB Benjamin	NZL	OG	MC1OPN	6	98.46	4	102.46	+5.36	Q
10	105	SMEDLEY Cameron	CAN		MC1OPN	7	102.66	0	102.66	+5.56	Q
11	107	FERNANDEZ Luis	ESP		MC1U23	4	98.92	4	102.92	+5.82	Q
12	100	ELOSEGI Ander	ESP		MC1OPN	8	99.05	4	103.05	+5.95	Q
13	111	WASHER Patrick	NZL	OG	MC1U23	5	106.01	2	108.01	+10.91	Q
14	103	CRAWFORD Brodie	AUS		MC1OPN	9	100.65	8	108.65	+11.55	Q
15	114	BASSETT Lachlan	AUS		MC1U23	6	106.21	4	110.21	+13.11	Q
16	116	BELL Charlie	NZL		MC1U23	7	109.90	2	111.90	+14.80	Q
17	112	ECHANIZ Pau	ESP		MC1U23	8	107.11	6	113.11	+16.01	Q
18	119	ANDERSON Finn	NZL		MC1U18	1	108.80	6	114.80	+17.70	Q
19	117	PUCHNER Oliver	NZL		MC1U18	2	107.14	8	115.14	+18.04	Q
20	121	SHAMIEH Daniel	AUS		MC1U23	9	110.24	12	122.24	+25.14	Q
21	122	HIGGINS Shaun	NZL		MC1OPN	10	116.40	6	122.40	+25.30	Q
22	118	SUDDABY James	NZL		MC1U18	3	124.93	6	130.93	+33.83	Q
23	127	GROOS Lewis	NZL		MC1U18	4	121.02	12	133.02	+35.92	Q
24	123	CASSAIDY Aden	NZL		MC1U18	5	124.51	14	138.51	+41.41	Q
25	125	ANDERSON Cole	NZL		MC1U18	6	133.24	6	139.24	+42.14	Q
26	129	SENIOR James	NZL		MC1U18	7	145.63	6	151.63	+54.53	Q
27	126	NICHOLAS Bryden	COK	OG	MC1OPN	11	145.49	8	153.49	+56.39	Q
28	120	JANISZEWSKI Robert	AUS		MC1U23	10	114.51	114	228.51	+131.41	Q
29	128	BLAIR Ashton	NZL		MC1U18	8	195.74	62	257.74	+160.64	Q

Chief Judge

PRONO Jean-Michel

	1	2	3	4	5	6	7	8	9	10	11	12	13	14	15	16	17	18	19	20	21	22	23	24	25
Touched	1	1	6	3	2	6	5	5	7	1	5	1	2	-	4	4	2	2	5	2	5	4	5	1	1
Missed	-	-	-	-	-	-	-	1	-	-	-	-	-	-	-	1	-	-	-	-	-	1	-	-	-

Results List

Rank	Bib No.	Name	Ctry.	Club	Category	Rk	Time	Penalty Seconds	Total Time	Behind	Q
1	109	GIBB Benjamin	NZL	OG	MC1OPN	1	96.66	2	98.66	0.00	
2	115	EGAN Jack	NZL	OG	MC1U23	1	102.31	2	104.31	+5.65	
3	117	PUCHNER Oliver	NZL		MC1U18	1	101.89	4	105.89	+7.23	
4	111	WASHER Patrick	NZL	OG	MC1U23	2	99.78	8	107.78	+9.12	
5	116	BELL Charlie	NZL		MC1U23	3	108.89	8	116.89	+18.23	
6	119	ANDERSON Finn	NZL		MC1U18	2	119.21	6	125.21	+26.55	
7	125	ANDERSON Cole	NZL		MC1U18	3	125.29	0	125.29	+26.63	
8	118	SUDDABY James	NZL		MC1U18	4	122.18	4	126.18	+27.52	
9	128	BLAIR Ashton	NZL		MC1U18	5	126.69	8	134.69	+36.03	
10	129	SENIOR James	NZL		MC1U18	6	141.79	10	151.79	+53.13	
11	123	CASSAIDY Aden	NZL		MC1U18	7	153.11	18	171.11	+72.45	
12	127	GROOS Lewis	NZL		MC1U18	8	125.91	102	227.91	+129.25	
13	122	HIGGINS Shaun	NZL		MC1OPN	2	112.31	116	228.31	+129.65	

Chief Judge

PRONO Jean-Michel

	1	2	3	4	5	6	7	8	9	10	11	12	13	14	15	16	17	18	19	20	21	22	23	24	25
Touched	-	-	3	1	2	1	6	-	3	-	3	1	-	-	2	5	1	1	4	1	3	1	4	2	-
Missed	-	-	-	-	-	-	-	-	-	-	-	-	-	-	-	-	1	1	-	-	-	-	1	1	-

Results List

Rank	Bib No.	Name	Ctry.	Club	Category	Rk	Time	Penalty Seconds	Total Time	Behind	Q
1	101	BORROWS Ian	AUS	OG	MC1OPN	1	102.20	2	104.20	0.00	Q
2	102	WATKINS Daniel	AUS	OG	MC1OPN	2	100.69	4	104.69	+0.49	Q
3	103	CRAWFORD Brodie	AUS		MC1OPN	3	103.88	2	105.88	+1.68	Q
4	106	CARTER Tristan	AUS	OG	MC1U23	1	102.75	6	108.75	+4.55	Q
5	104	LOKKEN Zachary	USA		MC1OPN	4	109.46	0	109.46	+5.26	Q
6	115	EGAN Jack	NZL	OG	MC1U23	2	106.14	4	110.14	+5.94	Q
7	108	LOWTHER Steven	AUS		MC1OPN	5	110.16	0	110.16	+5.96	Q
8	100	ELOSEGI Ander	ESP		MC1OPN	6	106.39	4	110.39	+6.19	Q
9	113	HODSON Ethan	AUS		MC1OPN	7	106.67	4	110.67	+6.47	Q
10	105	SMEDLEY Cameron	CAN		MC1OPN	8	108.03	4	112.03	+7.83	Q
11	109	GIBB Benjamin	NZL	OG	MC1OPN	9	108.77	4	112.77	+8.57	
12	114	BASSETT Lachlan	AUS		MC1U23	3	114.32	0	114.32	+10.12	
13	110	BASSETT Kaylen	AUS		MC1U23	4	109.06	6	115.06	+10.86	
14	107	FERNANDEZ Luis	ESP		MC1U23	5	113.39	2	115.39	+11.19	
15	120	JANISZEWSKI Robert	AUS		MC1U23	6	113.68	4	117.68	+13.48	
16	117	PUCHNER Oliver	NZL		MC1U18	1	115.46	6	121.46	+17.26	
17	127	GROOS Lewis	NZL		MC1U18	2	118.97	6	124.97	+20.77	
18	122	HIGGINS Shaun	NZL		MC1OPN	10	120.19	6	126.19	+21.99	
19	121	SHAMIEH Daniel	AUS		MC1U23	7	123.88	6	129.88	+25.68	
20	125	ANDERSON Cole	NZL		MC1U18	3	127.89	8	135.89	+31.69	
21	118	SUDDABY James	NZL		MC1U18	4	132.32	6	138.32	+34.12	
22	123	CASSAIDY Aden	NZL		MC1U18	5	138.93	6	144.93	+40.73	
23	128	BLAIR Ashton	NZL		MC1U18	6	133.50	12	145.50	+41.30	
24	116	BELL Charlie	NZL		MC1U23	8	140.95	6	146.95	+42.75	
25	111	WASHER Patrick	NZL	OG	MC1U23	9	112.41	50	162.41	+58.21	
26	112	ECHANIZ Pau	ESP		MC1U23	10	111.50	56	167.50	+63.30	
27	129	SENIOR James	NZL		MC1U18	7	143.70	58	201.70	+97.50	
28	119	ANDERSON Finn	NZL		MC1U18	8	139.64	102	241.64	+137.44	
29	126	NICHOLAS Bryden	COK	OG	MC1OPN	11	124.68	404	528.68	+424.48	


Chief Judge

PRONO Jean-Michel

	1	2	3	4	5	6	7	8	9	10	11	12	13	14	15	16	17	18	19	20	21	22	23	24	25
Touched	3	-	-	1	2	-	4	4	4	1	5	5	-	3	2	4	9	1	3	1	3	1	4	4	-
Missed	-	-	-	-	-	-	-	1	1	1	-	1	2	1	-	-	-	1	2	-	-	3	-	-	-

Results List

Rank	Bib No.	Name	Ctry.	Club	Category	Rk	Time	Penalty Seconds	Total Time	Behind	Q
1	102	WATKINS Daniel	AUS	OG	MC1OPN	1	101.57	0	101.57	0.00	
2	104	LOKKEN Zachary	USA		MC1OPN	2	101.34	2	103.34	+1.77	
3	101	BORROWS Ian	AUS	OG	MC1OPN	3	106.12	0	106.12	+4.55	
4	100	ELOSEGI Ander	ESP		MC1OPN	4	104.22	2	106.22	+4.65	
5	105	SMEDLEY Cameron	CAN		MC1OPN	5	104.84	2	106.84	+5.27	
6	108	LOWTHER Steven	AUS		MC1OPN	6	108.92	2	110.92	+9.35	
7	113	HODSON Ethan	AUS		MC1OPN	7	109.21	2	111.21	+9.64	
8	106	CARTER Tristan	AUS	OG	MC1U23	1	105.47	6	111.47	+9.90	
9	103	CRAWFORD Brodie	AUS		MC1OPN	8	116.01	6	122.01	+20.44	
10	115	EGAN Jack	NZL	OG	MC1U23	2	112.59	60	172.59	+71.02	

Chief Judge

 PRONØ Jean-Michel

	1	2	3	4	5	6	7	8	9	10	11	12	13	14	15	16	17	18	19	20	21	22	23	24	25
Touched	-	1	-	-	1	-	1	1	-	1	-	-	-	-	3	1	1	1	1	1	1	-	1	-	1
Missed	-	-	-	-	-	-	-	-	-	-	-	-	-	-	-	-	1	-	-	-	-	-	-	-	-

Results List

Rank	Bib No.	Name	Ctry.	Club	Category	Rk	Time	Penalty Seconds	Total Time	Behind	Q
1	52	FOX Jessica	AUS		WC1OPN	1	101.81	0	101.81	0.00	Q
2	56	JONES Luuka	NZL		WC1OPN	2	104.21	0	104.21	+2.40	Q
3	59	STANOVSKA Sona	SVK		WC1U23	1	107.93	2	109.93	+8.12	Q
4	55	FOX Noemie	AUS		WC1U23	2	109.42	2	111.42	+9.61	Q
5	58	ECKHARDT Kate	AUS		WC1U23	3	107.81	4	111.81	+10.00	Q
6	57	LEIBFARTH Evy	USA		WC1U18	1	110.59	2	112.59	+10.78	Q
7	54	OLAZABAL Klara	ESP		WC1U23	4	110.80	2	112.80	+10.99	Q
8	63	WALL Demelza	AUS		WC1U23	5	112.03	2	114.03	+12.22	Q
9	61	LAZKANO Miren	ESP		WC1U23	6	108.12	8	116.12	+14.31	Q
10	60	LUKNAROVA Emanuela	SVK		WC1U18	2	117.19	0	117.19	+15.38	Q
11	53	DORIA VLARRUBLA Monica	AND		WC1U23	7	109.41	8	117.41	+15.60	Q
12	64	THOMAS Hannah	NZL		WC1U23	8	121.23	2	123.23	+21.42	Q
13	62	LAMEIRO Ainhua	ESP		WC1U23	9	119.22	6	125.22	+23.41	Q
14	65	BROOME Alexandra	AUS		WC1OPN	3	129.39	4	133.39	+31.58	Q
15	66	NICHOLAS Jane	COK		WC1OPN	4	127.07	14	141.07	+39.26	Q
16	68	CULLWICK Kahlia	NZL		WC1U18	3	141.15	106	247.15	+145.34	Q
	67	WILSON Sophie	AUS		WC1U18				DNS		

Chief Judge

PRONO Jean-Michel

	1	2	3	4	5	6	7	8	9	10	11	12	13	14	15	16	17	18	19	20	21	22	23	24	25
Touched	1	-	5	1	1	2	2	3	4	-	2	-	-	-	1	1	1	-	-	2	2	3	-	-	-
Missed	-	-	-	-	-	-	-	-	-	1	-	-	-	-	-	-	-	-	-	-	1	-	-	-	-

Results List

Rank	Bib No.	Name	Ctry.	Club	Category	Rk	Time	Penalty Seconds	Total Time	Behind	Q
1	68	CULLWICK Kahlia	NZL		WC1U18	1	136.24	10	146.24	0.00	
	56	JONES Luuka	NZL		WC1OPN			0	DNS		
	64	THOMAS Hannah	NZL		WC1U23			0	DNS		


Chief Judge

PRONO Jean-Michel

	1	2	3	4	5	6	7	8	9	10	11	12	13	14	15	16	17	18	19	20	21	22	23	24	25
Touched	-	1	-	-	-	1	-	-	1	-	-	-	-	-	-	-	-	1	-	-	-	-	1	-	-
Missed	-	-	-	-	-	-	-	-	-	-	-	-	-	-	-	-	-	-	-	-	-	-	-	-	-

Results List


Rank	Bib No.	Name	Ctry.	Club	Category	Rk	Time	Penalty Seconds	Total Time	Behind	Q
1	52	FOX Jessica	AUS		WC1OPN	1	111.05	2	113.05	0.00	Q
2	58	ECKHARDT Kate	AUS		WC1U23	1	114.13	2	116.13	+3.08	Q
3	54	OLAZABAL Klara	ESP		WC1U23	2	114.88	4	118.88	+5.83	Q
4	56	JONES Luuka	NZL		WC1OPN	2	117.17	2	119.17	+6.12	Q
5	55	FOX Noemie	AUS		WC1U23	3	116.15	4	120.15	+7.10	Q
6	61	LAZKANO Miren	ESP		WC1U23	4	117.48	4	121.48	+8.43	Q
7	53	DORIA MLARRUBLA Monica	AND		WC1U23	5	114.92	8	122.92	+9.87	Q
8	59	STANOVSKA Sona	SVK		WC1U23	6	116.93	6	122.93	+9.88	Q
9	57	LEIBFARTH Evy	USA		WC1U18	1	123.10	2	125.10	+12.05	Q
10	63	WALL Demelza	AUS		WC1U23	7	126.47	2	128.47	+15.42	Q
11	62	LAMEIRO Ainhoa	ESP		WC1U23	8	119.43	10	129.43	+16.38	
12	60	LUKNAROVA Emanuela	SVK		WC1U18	2	123.62	6	129.62	+16.57	
13	64	THOMAS Hannah	NZL		WC1U23	9	128.83	6	134.83	+21.78	
14	66	NICHOLAS Jane	COK		WC1OPN	3	127.40	10	137.40	+24.35	
15	65	BROOME Alexandra	AUS		WC1OPN	4	125.90	12	137.90	+24.85	
16	68	CULLWICK Kahlia	NZL		WC1U18	3	153.32	162	315.32	+202.27	
17	67	WILSON Sophie	AUS		WC1U18	4			DNS		

Chief Judge

 PRONO Jean-Michel

	1	2	3	4	5	6	7	8	9	10	11	12	13	14	15	16	17	18	19	20	21	22	23	24	25
Touched	1	2	1	1	1	-	4	2	1	1	1	7	1	3	5	1	4	2	2	-	1	1	3	1	-
Missed	-	-	-	-	-	-	-	-	-	-	-	-	-	-	-	-	-	-	-	1	1	1	-	-	-

Results List

Rank	Bib No.	Name	Ctry.	Club	Category	Rk	Time	Penalty Seconds	Total Time	Behind	Q
1	52	FOX Jessica	AUS		WC1OPN	1	107.52	0	107.52	0.00	
2	53	DORIA MLARRUBLA Monica	AND		WC1U23	1	110.60	2	112.60	+5.08	
3	56	JONES Luuka	NZL		WC1OPN	2	112.23	2	114.23	+6.71	
4	55	FOX Noemie	AUS		WC1U23	2	114.28	0	114.28	+6.76	
5	58	ECKHARDT Kate	AUS		WC1U23	3	116.31	2	118.31	+10.79	
6	57	LEIBFARTH Evy	USA		WC1U18	1	117.06	2	119.06	+11.54	
7	54	OLAZABAL Klara	ESP		WC1U23	4	118.53	2	120.53	+13.01	
8	63	WALL Demelza	AUS		WC1U23	5	120.00	2	122.00	+14.48	
9	59	STANOVSKA Sona	SVK		WC1U23	6	120.36	2	122.36	+14.84	
10	61	LAZKANO Miren	ESP		WC1U23	7	117.96	8	125.96	+18.44	

Chief Judge

 PRONO Jean-Michel

	1	2	3	4	5	6	7	8	9	10	11	12	13	14	15	16	17	18	19	20	21	22	23	24	25
Touched	-	-	-	-	-	-	-	-	-	-	-	1	-	2	-	2	1	-	1	-	2	2	-	-	-
Missed	-	-	-	-	-	-	-	-	-	-	-	-	-	-	-	-	-	-	-	-	-	-	-	-	-

Results List

Rank	Bib No.	Name	Ctry.	Club	Category	Rk	Time	Penalty Seconds	Total Time	Behind	Q
1	11	DANGEN Jack	NZL		MK1U23	1	85.02	0	85.02	0.00	Q
2	1	DELFOUR Lucien	AUS		MK1OPN	1	86.53	0	86.53	+1.51	Q
3	7	GILBERT Callum	NZL		MK1OPN	2	86.66	2	88.66	+3.64	Q
4	14	MUTTON Zack	NZL		MK1U23	2	89.44	0	89.44	+4.42	Q
5	13	THOMPSON Angus	AUS		MK1U23	3	88.49	2	90.49	+5.47	Q
6	26	DRAPER Warwick	AUS		MK1OPN	3	90.91	0	90.91	+5.89	Q
7	10	POPE Benjamin	AUS		MK1OPN	4	92.13	0	92.13	+7.11	Q
8	2	LLORENTE David	ESP		MK1OPN	5	89.40	4	93.40	+8.38	Q
9	16	ECHANIZ Pau	ESP		MK1U23	4	91.46	2	93.46	+8.44	Q
10	9	OLAZABAL Telmo	ESP		MK1OPN	6	93.67	0	93.67	+8.65	Q
11	25	CARTER Tristan	AUS		MK1U23	5	95.39	0	95.39	+10.37	Q
12	18	SNOOK George	NZL		MK1U18	1	93.55	2	95.55	+10.53	Q
13	3	WATKINS Daniel	AUS		MK1OPN	7	92.29	4	96.29	+11.27	Q
14	12	NABASKUES Unai	ESP		MK1OPN	8	92.56	4	96.56	+11.54	Q
15	15	MARTIN Gerome	SUI		MK1OPN	9	95.34	2	97.34	+12.32	Q
16	27	AITKEN Callum	NZL		MK1U23	6	95.50	2	97.50	+12.48	Q
17	6	HERNANZ Samuel	ESP		MK1OPN	10	98.51	0	98.51	+13.49	Q
18	28	TORWICK Damian	NZL		MK1U23	7	96.72	2	98.72	+13.70	Q
19	17	GRADY Callan	AUS		MK1OPN	11	97.86	2	99.86	+14.84	Q
20	34	JANISZEWSKI Robert	AUS		MK1U23	8	95.99	4	99.99	+14.97	Q
21	19	ROHRER Pitt	SUI		MK1U18	2	101.05	0	101.05	+16.03	Q
22	22	O'CALLAGHAN Aiden	AUS		MK1U23	9	103.88	0	103.88	+18.86	Q
23	23	WILLIAMS Jared	NZL		MK1U18	3	101.26	4	105.26	+20.24	Q
24	39	GIBB Callum	NZL		MK1OPN	12	99.68	6	105.68	+20.66	Q
25	32	UHL Michel	NZL		MK1U18	4	101.22	6	107.22	+22.20	Q
26	21	PUCHNER Oliver	NZL		MK1U18	5	102.37	6	108.37	+23.35	Q
27	46	O'CONNOR STRATTON Cole	NZL		MK1OPN	13	104.26	6	110.26	+25.24	Q
28	35	ANDERSON Finn	NZL		MK1U18	6	107.09	4	111.09	+26.07	Q
29	31	EGAN Jack	NZL		MK1U23	10	106.67	6	112.67	+27.65	Q
30	40	NICHOLAS Bryden	COK		MK1OPN	14	104.89	8	112.89	+27.87	Q
31	41	CRUNKHORN Keanu	AUS		MK1U18	7	113.88	4	117.88	+32.86	
32	45	PILBROW Ben	NZL		MK1U18	8	113.52	6	119.52	+34.50	
33	51	SPEED Tristan	AUS		MK1U23	11	110.03	10	120.03	+35.01	
34	47	BLAIR Ashton	NZL		MK1U18	9	118.79	2	120.79	+35.77	
35	42	COLLIER Nicholas	NZL		MK1U18	10	119.97	2	121.97	+36.95	
36	48	MCMANUS Benjamin	AUS		MK1U23	12	112.02	10	122.02	+37.00	
37	29	CANHAM Hugh	NZL		MK1U23	13	116.81	6	122.81	+37.79	
38	38	BLOOR Vincent	NZL		MK1U18	11	115.72	8	123.72	+38.70	
39	36	EDWARDS Dai	NZL		MK1OPN	15	122.09	2	124.09	+39.07	
40	33	HIGGINS Shaun	NZL		MK1OPN	16	119.89	10	129.89	+44.87	
41	30	AITKEN Lachlan	NZL		MK1U18	12	120.76	10	130.76	+45.74	
42	8	BUTCHER Finn	NZL		MK1OPN	17	87.70	50	137.70	+52.68	
43	4	SMOLEN Michal	USA		MK1OPN	18	88.63	52	140.63	+55.61	
44	44	GUCCIONE Jacob	NZL		MK1U23	14	131.94	14	145.94	+60.92	
45	5	ANDERSON Timothy	AUS		MK1OPN	19	93.34	54	147.34	+62.32	
46	24	WASHER Sean	NZL		MK1U23	15	141.04	8	149.04	+64.02	
47	37	SUDDABY Joel	NZL		MK1U18	13	159.99	14	173.99	+88.97	
48	43	SCARLET Joshua	NZL		MK1U18	14	122.13	52	174.13	+89.11	
49	49	BOER-CIEVA Martin	AUS		MK1U23	16	120.95	62	182.95	+97.93	
50	50	SENIOR James	NZL		MK1U18	15	157.13	70	227.13	+142.11	
	20	HARRIS Taylor	NZL		MK1U23			0	DNS		

Results List

Rank	Bib No.	Name	Ctry.	Club	Category	Rk	Time	Penalty Seconds	Total Time	Behind	Q
------	---------	------	-------	------	----------	----	------	-----------------	------------	--------	---

Chief Judge

PRONO Jean-Michel

	1	2	3	4	5	6	7	8	9	10	11	12	13	14	15	16	17	18	19	20	21	22	23	24	25
Touched	2	3	12	4	3	3	8	5	1	3	2	8	8	-	-	4	6	10	5	3	2	10	10	-	-
Missed	-	-	-	1	-	-	-	-	-	-	1	1	1	-	-	1	-	-	1	-	-	-	-	-	-

Results List

Rank	Bib No.	Name	Ctry.	Club	Category	Rk	Time	Penalty Seconds	Total Time	Behind	Q
1	4	SMOLEN Michal	USA		MK1OPN	1	86.68	0	86.68	0.00	Q
2	8	BUTCHER Finn	NZL		MK1OPN	2	88.40	0	88.40	+1.72	Q
3	48	MCMANUS Benjamin	AUS		MK1U23	1	103.82	2	105.82	+19.14	Q
4	42	COLLIER Nicholas	NZL		MK1U18	1	104.58	6	110.58	+23.90	Q
5	33	HIGGINS Shaun	NZL		MK1OPN	3	113.96	4	117.96	+31.28	Q
6	30	AITKEN Lachlan	NZL		MK1U18	2	119.33	0	119.33	+32.65	Q
7	41	CRUNKHORN Keanu	AUS		MK1U18	3	115.32	6	121.32	+34.64	Q
8	51	SPEED Tristan	AUS		MK1U23	2	122.81	0	122.81	+36.13	Q
9	45	PILBROW Ben	NZL		MK1U18	4	123.25	4	127.25	+40.57	Q
10	44	GUCCIONE Jacob	NZL		MK1U23	3	117.47	10	127.47	+40.79	Q
11	29	CANHAM Hugh	NZL		MK1U23	4	117.66	10	127.66	+40.98	
12	49	BOER-CIEVA Martin	AUS		MK1U23	5	123.49	6	129.49	+42.81	
13	43	SCARLET Joshua	NZL		MK1U18	5	121.65	8	129.65	+42.97	
14	37	SUDDABY Joel	NZL		MK1U18	6	124.11	6	130.11	+43.43	
15	38	BLOOR Vincent	NZL		MK1U18	7	125.04	10	135.04	+48.36	
16	24	WASHER Sean	NZL		MK1U23	6	134.17	4	138.17	+51.49	
17	5	ANDERSON Timothy	AUS		MK1OPN	4	89.41	52	141.41	+54.73	
18	36	EDWARDS Dai	NZL		MK1OPN	5	125.75	114	239.75	+153.07	
	47	BLAIR Ashton	NZL		MK1U18	8	125.15	106	DSQ-R		
	50	SENIOR James	NZL		MK1U18			0	DNS		

Chief Judge
PRONO Jean-Michel

	1	2	3	4	5	6	7	8	9	10	11	12	13	14	15	16	17	18	19	20	21	22	23	24	25
Touched	-	1	6	-	1	1	6	2	1	-	-	2	4	2	1	3	2	3	1	-	2	6	3	2	-
Missed	-	-	-	-	-	1	-	-	-	-	-	-	1	-	-	-	1	1	-	1	-	-	-	-	-

Results List

Rank	Bib No.	Name	Ctry.	Club	Category	Rk	Time	Penalty Seconds	Total Time	Behind	Q
1	14	MUTTON Zack	NZL		MK1U23	1	90.40	0	90.40	0.00	
2	11	DANGEN Jack	NZL		MK1U23	2	89.41	2	91.41	+1.01	
3	18	SNOOK George	NZL		MK1U18	1	92.52	2	94.52	+4.12	
4	21	PUCHNER Oliver	NZL		MK1U18	2	95.22	4	99.22	+8.82	
5	39	GIBB Callum	NZL		MK1OPN	1	98.79	2	100.79	+10.39	
6	28	TORWICK Damian	NZL		MK1U23	3	95.53	6	101.53	+11.13	
7	27	AITKEN Callum	NZL		MK1U23	4	96.92	6	102.92	+12.52	
8	23	WILLIAMS Jared	NZL		MK1U18	3	99.88	4	103.88	+13.48	
9	32	UHL Michel	NZL		MK1U18	4	105.60	8	113.60	+23.20	
10	35	ANDERSON Finn	NZL		MK1U18	5	114.21	2	116.21	+25.81	
11	46	O'CONNOR STRATTON Cole	NZL		MK1OPN	2	103.09	56	159.09	+68.69	
	7	GILBERT Callum	NZL		MK1OPN			0	DNS		
	31	EGAN Jack	NZL		MK1U23			0	DNS		


Chief Judge

PRONO Jean-Michel

	1	2	3	4	5	6	7	8	9	10	11	12	13	14	15	16	17	18	19	20	21	22	23	24	25
Touched	-	1	1	-	2	-	3	1	-	-	1	1	1	-	1	1	-	1	1	1	2	2	1	-	-
Missed	-	-	-	-	-	-	-	-	-	-	-	-	-	-	-	-	1	-	-	-	-	-	-	-	-

Results List

Rank	Bib No.	Name	Ctry.	Club	Category	Rk	Time	Penalty Seconds	Total Time	Behind	Q
1	5	ANDERSON Timothy	AUS		MK1OPN	1	89.48	0	89.48	0.00	
2	47	BLAIR Ashton	NZL		MK1U18	1	127.25	2	129.25	+39.77	
3	43	SCARLET Joshua	NZL		MK1U18	2	127.50	6	133.50	+44.02	
4	37	SUDDABY Joel	NZL		MK1U18	3	132.72	10	142.72	+53.24	
5	24	WASHER Sean	NZL		MK1U23	1	152.47	10	162.47	+72.99	
6	29	CANHAM Hugh	NZL		MK1U23	2	117.75	54	171.75	+82.27	
7	49	BOER-CIEVA Martin	AUS		MK1U23	3	121.92	54	175.92	+86.44	
8	38	BLOOR Vincent	NZL		MK1U18	4	134.22	66	200.22	+110.74	
9	50	SENIOR James	NZL		MK1U18	5	191.25	66	257.25	+167.77	
	36	EDWARDS Dai	NZL		MK1OPN			0	DNS		


Chief Judge

 PRONO Jean-Michel

	1	2	3	4	5	6	7	8	9	10	11	12	13	14	15	16	17	18	19	20	21	22	23	24	25
Touched	2	2	2	1	-	3	3	-	2	-	3	3	1	-	1	2	1	1	1	1	1	3	1	-	-
Missed	-	-	-	-	-	-	-	-	-	-	-	-	-	-	-	-	1	-	2	-	-	-	1	-	-

Results List

Rank	Bib No.	Name	Ctry.	Club	Category	Rk	Time	Penalty Seconds	Total Time	Behind	Q
1	3	WATKINS Daniel	AUS		MK1OPN	1	88.63	0	88.63	0.00	Q
2	1	DELFOUR Lucien	AUS		MK1OPN	2	90.02	0	90.02	+1.39	Q
3	4	SMOLEN Michal	USA		MK1OPN	3	90.92	0	90.92	+2.29	Q
4	8	BUTCHER Finn	NZL		MK1OPN	4	91.34	2	93.34	+4.71	Q
5	7	GILBERT Callum	NZL		MK1OPN	5	92.82	2	94.82	+6.19	Q
6	6	HERNANZ Samuel	ESP		MK1OPN	6	95.40	0	95.40	+6.77	Q
7	14	MUTTON Zack	NZL		MK1U23	1	92.94	4	96.94	+8.31	Q
8	10	POPE Benjamin	AUS		MK1OPN	7	98.83	0	98.83	+10.20	Q
9	25	CARTER Tristan	AUS		MK1U23	2	99.14	0	99.14	+10.51	Q
10	11	DANGEN Jack	NZL		MK1U23	3	99.26	0	99.26	+10.63	Q
11	26	DRAPER Warwick	AUS		MK1OPN	8	98.43	2	100.43	+11.80	
12	16	ECHANIZ Pau	ESP		MK1U23	4	103.09	0	103.09	+14.46	
13	9	OLAZABAL Telmo	ESP		MK1OPN	9	100.19	4	104.19	+15.56	
14	13	THOMPSON Angus	AUS		MK1U23	5	100.81	4	104.81	+16.18	
15	19	ROHRER Pitt	SUI		MK1U18	1	101.64	4	105.64	+17.01	
16	18	SNOOK George	NZL		MK1U18	2	107.15	2	109.15	+20.52	
17	27	AITKEN Callum	NZL		MK1U23	6	104.20	6	110.20	+21.57	
18	31	EGAN Jack	NZL		MK1U23	7	107.81	4	111.81	+23.18	
19	46	O'CONNOR STRATTON Cole	NZL		MK1OPN	10	109.98	4	113.98	+25.35	
20	42	COLLIER Nicholas	NZL		MK1U18	3	108.35	8	116.35	+27.72	
21	23	WILLIAMS Jared	NZL		MK1U18	4	113.18	4	117.18	+28.55	
22	39	GIBB Callum	NZL		MK1OPN	11	114.16	6	120.16	+31.53	
23	35	ANDERSON Finn	NZL		MK1U18	5	115.79	6	121.79	+33.16	
24	32	UHL Michel	NZL		MK1U18	6	116.47	6	122.47	+33.84	
25	22	O'CALLAGHAN Aiden	AUS		MK1U23	8	113.72	10	123.72	+35.09	
26	48	MCMANUS Benjamin	AUS		MK1U23	9	121.99	4	125.99	+37.36	
27	51	SPEED Tristan	AUS		MK1U23	10	126.42	0	126.42	+37.79	
28	34	JANISZEWSKI Robert	AUS		MK1U23	11	121.71	6	127.71	+39.08	
29	30	AITKEN Lachlan	NZL		MK1U18	7	128.29	0	128.29	+39.66	
30	17	GRADY Callan	AUS		MK1OPN	12	121.49	8	129.49	+40.86	
31	21	PUCHNER Oliver	NZL		MK1U18	8	123.14	8	131.14	+42.51	
32	44	GUCCIONE Jacob	NZL		MK1U23	12	134.22	8	142.22	+53.59	
33	33	HIGGINS Shaun	NZL		MK1OPN	13	138.08	8	146.08	+57.45	
34	15	MARTIN Gerome	SUI		MK1OPN	14	100.87	54	154.87	+66.24	
35	40	NICHOLAS Bryden	COK		MK1OPN	15	119.18	56	175.18	+86.55	
36	41	CRUNKHORN Keanu	AUS		MK1U18	9	141.41	52	193.41	+104.78	
37	2	LLORENTE David	ESP		MK1OPN	16	94.00	104	198.00	+109.37	
38	45	PILBROW Ben	NZL		MK1U18	10	122.07	108	230.07	+141.44	
39	28	TORWICK Damian	NZL		MK1U23	13	125.55	106	231.55	+142.92	
40	12	NABASKUES Unai	ESP		MK1OPN	17	97.98	4	DSQ-R		

Chief Judge




PRONO Jean-Michel

	1	2	3	4	5	6	7	8	9	10	11	12	13	14	15	16	17	18	19	20	21	22	23	24	25
Touched	1	1	8	-	3	-	1	5	4	1	3	12	4	6	1	3	7	1	5	3	2	4	1	1	-
Missed	-	-	1	-	-	-	-	-	-	-	-	-	-	-	-	1	2	1	4	-	-	-	-	-	-

Results List

Rank	Bib No.	Name	Ctry.	Club	Category	Rk	Time	Penalty Seconds	Total Time	Behind	Q
1	5	ANDERSON Timothy	AUS		MK1OPN	1	91.35	2	93.35	0.00	

Chief Judge

 PRONO Jean-Michel

	1	2	3	4	5	6	7	8	9	10	11	12	13	14	15	16	17	18	19	20	21	22	23	24	25
Touched	-	-	-	-	-	-	-	-	-	1	-	-	-	-	-	-	-	-	-	-	-	-	-	-	-
Missed	-	-	-	-	-	-	-	-	-	-	-	-	-	-	-	-	-	-	-	-	-	-	-	-	-

Results List

Rank	Bib No.	Name	Ctry.	Club	Category	Rk	Time	Penalty Seconds	Total Time	Behind	Q
1	1	DELFOUR Lucien	AUS		MK1OPN	1	85.76	0	85.76	0.00	
2	4	SMOLEN Michal	USA		MK1OPN	2	91.33	0	91.33	+5.57	
3	8	BUTCHER Finn	NZL		MK1OPN	3	90.07	2	92.07	+6.31	
4	10	POPE Benjamin	AUS		MK1OPN	4	93.39	0	93.39	+7.63	
5	7	GILBERT Callum	NZL		MK1OPN	5	92.58	2	94.58	+8.82	
6	14	MUTTON Zack	NZL		MK1U23	1	93.59	2	95.59	+9.83	
7	6	HERNANZ Samuel	ESP		MK1OPN	6	96.25	0	96.25	+10.49	
8	25	CARTER Tristan	AUS		MK1U23	2	96.31	2	98.31	+12.55	
9	11	DANGEN Jack	NZL		MK1U23	3	93.75	52	145.75	+59.99	
10	3	WATKINS Daniel	AUS		MK1OPN	7	89.27	58	147.27	+61.51	

Chief Judge

PRONO Jean-Michel

	1	2	3	4	5	6	7	8	9	10	11	12	13	14	15	16	17	18	19	20	21	22	23	24	25
Touched	1	1	-	-	1	1	-	-	-	-	-	2	-	-	1	-	-	1	-	-	1	-	-	-	-
Missed	-	-	-	-	-	-	-	-	-	-	-	-	-	-	-	-	-	-	1	-	1	-	-	-	-

Results List

Rank	Bib No.	Name	Ctry.	Club	Category	Rk	Time	Penalty Seconds	Total Time	Behind	Q
1	69	FOX Jessica	AUS		WK1OPN	1	98.88	0	98.88	0.00	Q
2	71	JONES Luuka	NZL		WK1OPN	2	99.07	0	99.07	+0.19	Q
3	74	ECKHARDT Kate	AUS		WK1U23	1	99.46	0	99.46	+0.58	Q
4	70	PRIGENT Camille	FRA		WK1U23	2	98.68	2	100.68	+1.80	Q
5	75	FOX Noemie	AUS		WK1U23	3	100.97	0	100.97	+2.09	Q
6	79	NICHOLAS Jane	COK		WK1OPN	3	102.79	0	102.79	+3.91	Q
7	72	WEGMAN Martina	NED		WK1OPN	4	103.34	2	105.34	+6.46	Q
8	77	STANOVSKA Sona	SVK		WK1U23	4	102.34	4	106.34	+7.46	Q
9	76	SORRIBES Laia	ESP		WK1U23	5	107.34	0	107.34	+8.46	Q
10	73	LEIBFARTH Evy	USA		WK1U18	1	103.40	4	107.40	+8.52	Q
11	82	IFARRAGUERRI Anna Maria	USA		WK1OPN	5	111.38	0	111.38	+12.50	Q
12	80	WILLIAMS Courtney	NZL		WK1U23	6	112.08	0	112.08	+13.20	Q
13	83	RANDLE Kensa	NZL		WK1U23	7	114.51	0	114.51	+15.63	Q
14	78	THOMAS Hannah	NZL		WK1U23	8	111.88	4	115.88	+17.00	Q
15	90	GROOS Mackenzie	NZL		WK1U23	9	112.73	4	116.73	+17.85	Q
16	84	BROOME Alexandra	AUS		WK1OPN	6	119.78	0	119.78	+20.90	Q
17	81	COLLIN Georgina	AUS		WK1U23	10	116.17	10	126.17	+27.29	Q
18	87	NICHOLAS Ella	COK		WK1OPN	7	120.18	8	128.18	+29.30	Q
19	91	WILSON Sophie	AUS		WK1U18	2	124.73	4	128.73	+29.85	Q
20	88	WILSON Jaimee	NZL		WK1U23	11	120.76	8	128.76	+29.88	Q
21	86	RAYNER Lotte	NZL		WK1U23	12	132.32	2	134.32	+35.44	
22	89	LAU Zoe	AUS		WK1U23	13	139.01	8	147.01	+48.13	
23	93	CULLWICK Kahlia	NZL		WK1U18	3	138.57	10	148.57	+49.69	
24	96	UHL Pipi	NZL		WK1U18	4	145.20	10	155.20	+56.32	
25	85	MUTTON River	NZL		WK1U18	5	118.26	54	172.26	+73.38	
26	92	WILSON Jessica	AUS		WK1U23	14	176.13	10	186.13	+87.25	
27	94	SHEAFF Holly	NZL		WK1U18	6	131.00	58	189.00	+90.12	
28	99	FORNUSEK Marnie	NZL		WK1OPN	8	178.33	12	190.33	+91.45	
29	98	DOONEY Grace	NZL		WK1U18	7	187.94	112	299.94	+201.06	
30	95	HEYWARD Casey	NZL		WK1U18	8	217.08	114	331.08	+232.20	
	97	RONBERG Eva	NZL		WK1U18			150	CAP		

Chief Judge

PRONO Jean-Michel

	1	2	3	4	5	6	7	8	9	10	11	12	13	14	15	16	17	18	19	20	21	22	23	24	25
Touched	1	2	6	1	3	1	3	2	7	-	4	2	1	1	-	6	4	3	5	5	-	8	4	1	-
Missed	-	-	2	1	-	1	-	-	-	-	2	-	-	-	-	-	-	-	1	-	1	1	-	-	-

Results List

Rank	Bib No.	Name	Ctry.	Club	Category	Rk	Time	Penalty Seconds	Total Time	Behind	Q
1	85	MUTTON River	NZL		WK1U18	1	120.64	2	122.64	0.00	Q
2	86	RAYNER Lotte	NZL		WK1U23	1	127.37	4	131.37	+8.73	Q
3	89	LAU Zoe	AUS		WK1U23	2	134.17	0	134.17	+11.53	Q
4	92	WILSON Jessica	AUS		WK1U23	3	160.43	8	168.43	+45.79	Q
5	96	UHL Pipi	NZL		WK1U18	2	153.77	24	177.77	+55.13	Q
6	93	CULLWICK Kahlia	NZL		WK1U18	3	127.36	56	183.36	+60.72	Q
7	98	DOONEY Grace	NZL		WK1U18	4	192.86	10	202.86	+80.22	Q
8	94	SHEAFF Holly	NZL		WK1U18	5	174.70	58	232.70	+110.06	Q
9	99	FORNUSEK Marnie	NZL		WK1OPN	1	137.44	116	253.44	+130.80	Q
10	97	RONBERG Eva	NZL		WK1U18	6	203.20	64	267.20	+144.56	Q
11	95	HEYWARD Casey	NZL		WK1U18	7	225.17	62	287.17	+164.53	

Chief Judge

PRONO Jean-Michel

	1	2	3	4	5	6	7	8	9	10	11	12	13	14	15	16	17	18	19	20	21	22	23	24	25
Touched	1	4	4	1	1	-	3	1	2	1	5	2	2	1	3	4	3	2	1	4	2	3	2	-	-
Missed	-	-	-	-	-	-	1	1	-	-	-	2	-	-	-	-	-	-	-	-	-	-	1	1	-

Results List

Rank	Bib No.	Name	Ctry.	Club	Category	Rk	Time	Penalty Seconds	Total Time	Behind	Q
1	78	THOMAS Hannah	NZL		WK1U23	1	108.78	6	114.78	0.00	
2	90	GROOS Mackenzie	NZL		WK1U23	2	112.55	10	122.55	+7.77	
3	83	RANDLE Kensa	NZL		WK1U23	3	111.29	12	123.29	+8.51	
4	88	WILSON Jaimee	NZL		WK1U23	4	119.22	54	173.22	+58.44	
5	80	WILLIAMS Courtney	NZL		WK1U23	5	103.89	108	211.89	+97.11	
	71	JONES Luuka	NZL		WK1OPN			0	DNS		


Chief Judge

PRONO Jean-Michel

	1	2	3	4	5	6	7	8	9	10	11	12	13	14	15	16	17	18	19	20	21	22	23	24	25
Checked	2	1	-	-	-	-	1	5	1	1	-	1	-	1	-	1	1	1	1	-	2	1	-	-	-
Missed	-	-	-	-	-	-	-	-	-	-	-	1	-	-	-	-	-	-	-	-	-	1	1	-	-

Results List


Rank	Bib No.	Name	Ctry.	Club	Category	Rk	Time	Penalty Seconds	Total Time	Behind	Q
1	71	JONES Luuka	NZL		WK1OPN	1	104.81	0	104.81	0.00	Q
2	70	PRIGENT Camille	FRA		WK1U23	1	105.89	0	105.89	+1.08	Q
3	69	FOX Jessica	AUS		WK1OPN	2	106.75	2	108.75	+3.94	Q
4	74	ECKHARDT Kate	AUS		WK1U23	2	106.92	2	108.92	+4.11	Q
5	73	LEIBFARTH Evy	USA		WK1U18	1	107.56	2	109.56	+4.75	Q
6	75	FOX Noemie	AUS		WK1U23	3	114.69	2	116.69	+11.88	Q
7	76	SORRIBES Laia	ESP		WK1U23	4	110.93	6	116.93	+12.12	Q
8	78	THOMAS Hannah	NZL		WK1U23	5	117.14	0	117.14	+12.33	Q
9	79	NICHOLAS Jane	COK		WK1OPN	3	119.46	0	119.46	+14.65	Q
10	80	WILLIAMS Courtney	NZL		WK1U23	6	119.94	0	119.94	+15.13	Q
11	77	STANOVSKA Sona	SVK		WK1U23	7	118.08	2	120.08	+15.27	
12	90	GROOS Mackenzie	NZL		WK1U23	8	123.84	0	123.84	+19.03	
13	82	IFARRAGUERRI Anna Maria	USA		WK1OPN	4	120.33	10	130.33	+25.52	
14	72	WEGMAN Martina	NED		WK1OPN	5	126.69	8	134.69	+29.88	
15	83	RANDLE Kensa	NZL		WK1U23	9	130.78	4	134.78	+29.97	
16	84	BROOME Alexandra	AUS		WK1OPN	6	131.19	4	135.19	+30.38	
17	85	MUTTON River	NZL		WK1U18	2	133.62	4	137.62	+32.81	
18	89	LAU Zoe	AUS		WK1U23	10	139.62	6	145.62	+40.81	
19	87	NICHOLAS Ella	COK		WK1OPN	7	137.87	8	145.87	+41.06	
20	88	WILSON Jaimee	NZL		WK1U23	11	150.12	10	160.12	+55.31	
21	92	WILSON Jessica	AUS		WK1U23	12	153.81	10	163.81	+59.00	
22	93	CULLWICK Kahlia	NZL		WK1U18	3	160.67	4	164.67	+59.86	
23	99	FORNUSEK Marnie	NZL		WK1OPN	8	162.79	10	172.79	+67.98	
24	81	COLLIN Georgina	AUS		WK1U23	13	135.04	52	187.04	+82.23	
25	86	RAYNER Lotte	NZL		WK1U23	14	142.26	56	198.26	+93.45	
26	97	RONBERG Eva	NZL		WK1U18	4	198.92	22	220.92	+116.11	
27	96	UHL Pipi	NZL		WK1U18	5	157.69	64	221.69	+116.88	
28	91	WILSON Sophie	AUS		WK1U18	6	137.28	106	243.28	+138.47	
29	94	SHEAFF Holly	NZL		WK1U18	7	164.75	112	276.75	+171.94	
30	98	DOONEY Grace	NZL		WK1U18	8		110	CAP		

Chief Judge

PRONO Jean-Michel

	1	2	3	4	5	6	7	8	9	10	11	12	13	14	15	16	17	18	19	20	21	22	23	24	25
Touched	2	-	2	2	3	-	3	3	2	2	4	9	4	4	3	3	11	4	3	2	5	5	3	2	2
Missed	1	-	-	-	-	-	-	-	1	-	3	2	1	-	-	-	-	-	1	-	-	-	-	-	-

Results List

Rank	Bib No.	Name	Ctry.	Club	Category	Rk	Time	Penalty Seconds	Total Time	Behind	Q
1	69	FOX Jessica	AUS		WK1OPN	1	102.14	0	102.14	0.00	
2	71	JONES Luuka	NZL		WK1OPN	2	102.63	0	102.63	+0.49	
3	70	PRIGENT Camille	FRA		WK1U23	1	106.88	0	106.88	+4.74	
4	74	ECKHARDT Kate	AUS		WK1U23	2	105.50	2	107.50	+5.36	
5	73	LEIBFARTH Evy	USA		WK1U18	1	109.74	0	109.74	+7.60	
6	76	SORRIBES Laia	ESP		WK1U23	3	111.91	0	111.91	+9.77	
7	79	NICHOLAS Jane	COK		WK1OPN	3	108.12	4	112.12	+9.98	
8	78	THOMAS Hannah	NZL		WK1U23	4	112.63	2	114.63	+12.49	
9	75	FOX Noemie	AUS		WK1U23	5	116.36	2	118.36	+16.22	
10	80	WILLIAMS Courtney	NZL		WK1U23	6	118.36	2	120.36	+18.22	

Chief Judge

PRONO Jean-Michel

	1	2	3	4	5	6	7	8	9	10	11	12	13	14	15	16	17	18	19	20	21	22	23	24	25
Touched	-	-	-	-	-	-	-	-	-	-	-	1	-	-	-	-	2	1	1	-	-	-	1	-	-
Missed	-	-	-	-	-	-	-	-	-	-	-	-	-	-	-	-	-	-	-	-	-	-	-	-	-

2020 OCEANIA - MEN'S EXTREME CANOE SLALOM

QUARTER FINAL

Heat 1	Bib	Surname	First Name	Placing
1st	153	O'Connor-Stratton	Cole	1
8th	157	Uhl	Michel	2
12th				
16th				

Heat 2	Bib	Surname	First Name	Placing
4th	151	Fernandez	Aritz	2
5th	161	Diez	Ekhi	1
9th	159	Collier	Nick	NS
13th				

Heat 3	Bib	Surname	First Name	Placing
3rd	155	Scarlett	Josh	1
6th	156	Anderson	Finn	2
10th	160	Blair	Ashton	NS
14th				

Heat 4	Bib	Surname	First Name	Placing
2nd	158	Snook	George	1
7th	163	Collier	Max	NS
11th	154	Guccione	Jacob	2
15th				

SEMI FINAL

Heat 1	Bib	Surname	First Name	Placing
1st Ht 1	153	O'Connor-Stratton	Cole	2
2nd Ht 1	157	Uhl	Michel	4
1st Ht 2	161	Diez	Ekhi	1
2nd Ht 2	151	Fernandez	Aritz	3

Heat 2	Bib	Surname	First Name	Placing
1st Ht 3	155	Scarlett	Josh	3
2nd Ht 3	156	Anderson	Finn	4
1st Ht 4	158	Snook	George	1
2nd Ht 4	154	Guccione	Jacob	2

FINAL

FINAL	Bib	Surname	First Name	PLACE
1st SF 1	161	Diez	Ekhi	2
2nd SF 2	153	O'Connor-Stratton	Cole	1
1st SF 2	158	Snook	George	3
2nd SF 2	154	Guccione	Jacob	4

FINAL RACE ORDER				
1st		O'Connor-Stratton	Cole	
2nd		Diez	Ekhi	
3rd		Snook	George	
4th		Guccione	Jacob	
5th		Scarlett	Josh	
6th		Fernandez	Aritz	
7th		Anderson	Finn	
8th		Uhl	Michel	
9th		Collier	Max	
10th		Collier	Nick	
11th		Blair	Ashton	

2020 OCEANIA - WOMEN'S EXTREME CANOE SLALOM

FINAL

Time Trial	Bib No	SURNAME	FIRST NAME	PLACE
1st	164	Mutton	River	1
2nd	167	Cullwick	Kahlia	3
3rd	166	Uhl	Pipi	2
4th	165	Rayner	Lotte	NS

FINAL RACE ORDER			
1	164	Mutton	River
2	166	Uhl	Pipi
3	167	Cullwick	Kahlia
4	165	Rayner	Lotte